


MAXX STEELE™*

**ROBO
FORCE™*
TELEPHONE**

MODEL 7760



INSTRUCTION MANUAL

*Maxx Steele and Robo Force are trademarks of CBS Inc. and are used under license. ©1984 CBS Inc. All rights reserved.

Introduction

Congratulations...

You have just purchased the Model 7760 ROBO FORCE™ Telephone. This innovative new product employs the latest state-of-the-art technology to assure you of years of trouble-free service.

This model operates just like a standard telephone, however, it also provides you with many more features, functions and flexibility.

The Model 7760 is FCC approved and registered for direct connection to a modular phone jack.

Be sure to read this instruction manual carefully before installing your new telephone.

TELEPHONE COMPANY NOTIFICATION

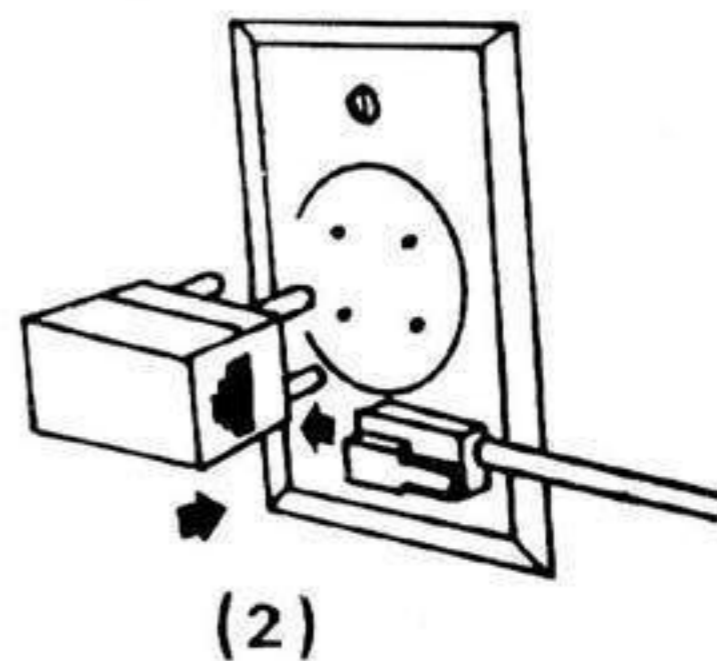
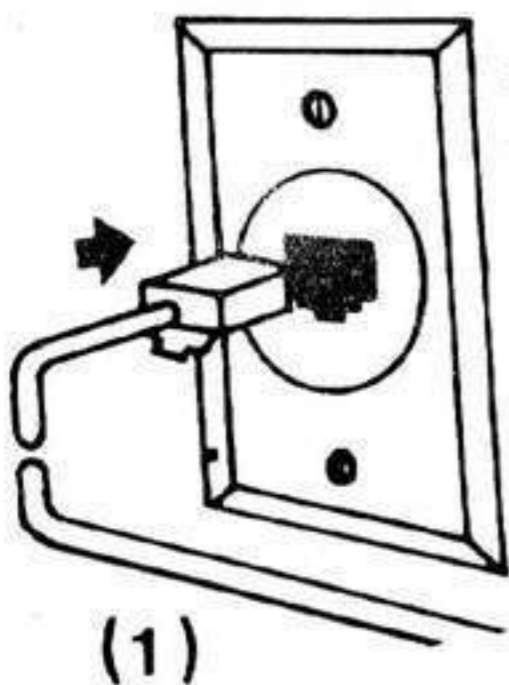
Before installing your telephone, you are required by the Federal Communications Commission to notify your telephone company. Tell them you intend to connect an FCC registered telephone to their lines. Give them the FCC REGISTRATION NUMBER and the RINGER EQUIVALENCE NUMBER, both of which are listed on the telephone handset.

In the unlikely event that your local telephone company refuses to allow you to connect your telephone, notify them that they are in violation of FCC regulations. If you proceed to connect your telephone and your phone company claims that it has caused harm to their lines, they may temporarily suspend phone service. However, they are required by law to notify you in advance of such action and advise you of your right to file a written complaint against them with the FCC.

INSTALLATION INSTRUCTIONS

Just Plug It In

1. Insert modular phone plug provided into any standard modular telephone jack.
2. Adaptors are available for use of new modular plugs with old-style 4-pin jacks.



OPERATION

The Phone is simple to operate. In fact, it operates exactly like your normal telephone. Just pick it up when it rings or when you make a call. Read the following instructions carefully before you use your telephone.

1. "Redial" Button (#):

Your phone is equipped with a last number recall memory and it will memorize the last number you called. This feature is particularly useful when you want to get through to a busy number. Simply press the "Dial Tone Reset Bar" and then the "Redial Button" until you get your call through.

2. "Ringer On/Off" Switch:

If you do not wish to be disturbed by incoming calls while you are speaking on the phone or asleep, turn the "Ringer" Switch to the off position which will disconnect the ring signal but will not affect out-going calls.

3. In-Use Indicator:

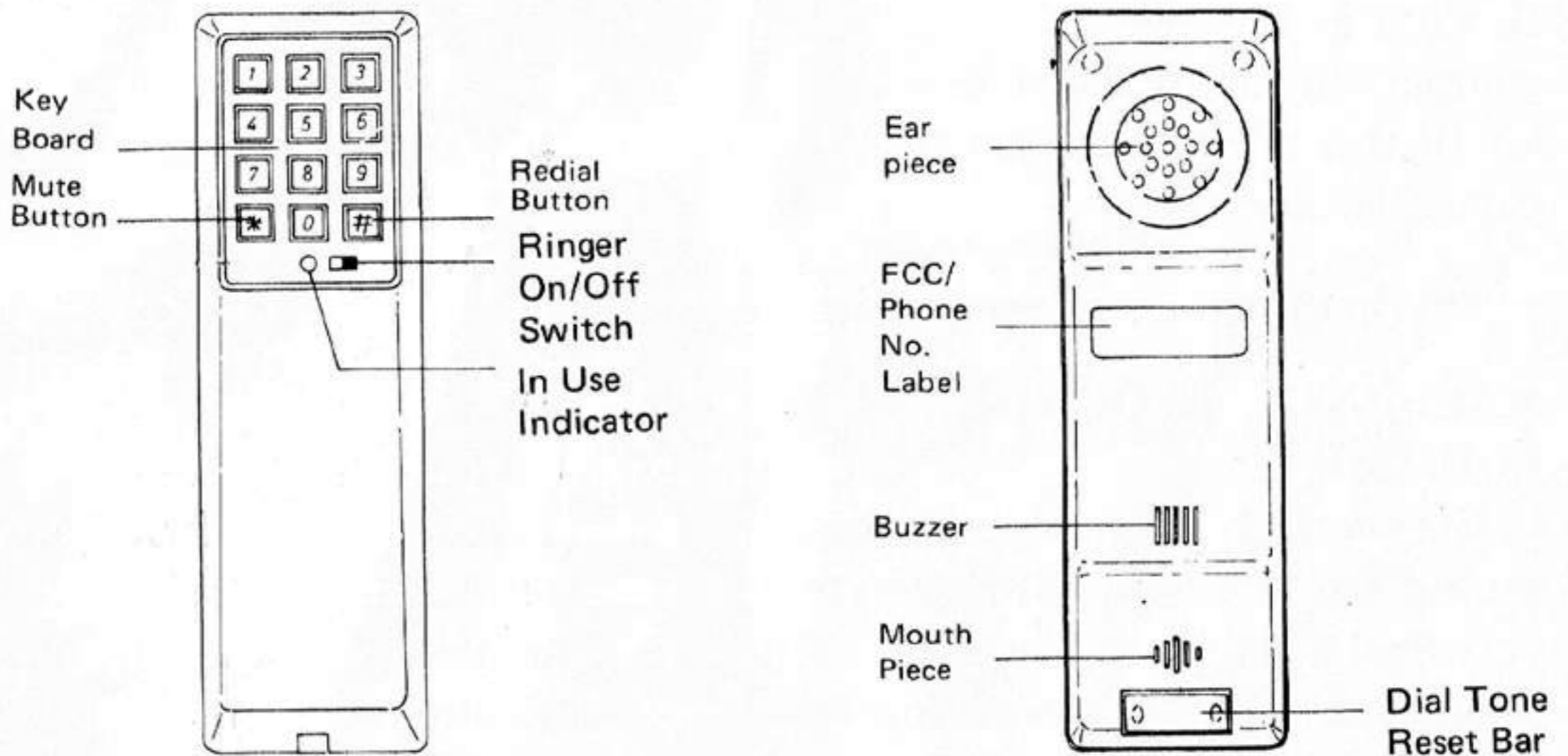
The In-Use Indicator will light when you pick up your telephone and it will go off when you place the telephone into ROBO FORCE™ HOLDER

4. "Mute" Button:

When you want to speak to someone and you do not wish the person on the phone to hear your conversation, press the "Mute" Button (*) then your party cannot listen in on your private conversation until your finger leaves the "Mute" Button.

REMARKS

1. Make sure that the phone is placed into ROBO FORCE Holder after completing your call.
2. This telephone is a sensitive instrument and is not to be placed in areas where there are extreme temperatures (hot or cold), high humidity and heavy dust environment.
3. Dropping the phone will damage it.
4. Clean only with a damp cloth and mild detergent. Never use abrasives, strong cleaners or solvents.



IMPORTANT INFORMATIONS FOR TELEPHONE USER

NOTIFICATION TO TELEPHONE COMPANY

Before connecting this new telephone handset, you shall notify the telephone company of the particular line to which the connection will be made. It is necessary for you to provide your telephone company with the FCC number and the Ringer Equivalence number on the label stuck on the handset. You shall also notify the telephone company upon final disconnection of this telephone from this particular line.

MALFUNCTION OF THE EQUIPMENT

In the event that your telephone should fail to operate properly, you shall disconnect the telephone from the telephone line to determine if it is your telephone which is not working properly, or if the problem is with the telephone company network. If the problem is with your telephone you shall discontinue use it until it is repaired.

TELEPHONE CONNECTION REQUIREMENTS

Except for telephone company-provided ringers, all connections to the telephone network shall be made through standard plugs

and standard telephone company-provided jacks, or equivalent, in such a manner as to allow for easy and immediate disconnection of the terminal equipment. Standard jacks shall be so arranged that, if the plug connected thereto is withdrawn, no interference to the operation of the equipment at your premises which remains connected to the telephone network shall occur by reason of such withdrawal.

INCIDENCE OF HARM

Should terminal equipment or protective circuitry cause harm to the telephone network, the telephone company shall, where practicable, notify the customer that temporary discontinuance of service may be required; however, where prior notice is not practicable, the telephone company may temporarily discontinue service if such action is deemed reasonable in the circumstances. In the case of such temporary discontinuance, the telephone company shall promptly notify the customer and will be given the opportunity to correct the situation. The customer also has the right to bring a complaint to the FCC if he feels the disconnection is not warranted.

CHANGES IN TELEPHONE COMPANY EQUIPMENT OR FACILITIES

The telephone company may make changes in its communications facilities, equipment, operations or procedures, where such action is reasonably required and proper in its business.

Should any such changes render the customer's terminal equipment incompatible with the telephone company facilities, the customer shall be given adequate notice to make modifications to maintain uninterrupted service.

GENERAL

The FCC prohibits customer-provided terminal equipment be connected to party lines or to be used in conjunction with coin telephone service.

ADDITIONAL INFORMATION FOR TELEPHONE USER

FCC Rules prohibit the use of non-hearing aid-compatible telephones in the following locations:

- 1) Any public or semipublic location where coin-operated or credit card telephones may be found.
- 2) Elevators, highways and tunnels (automobile, subway, railroad or pedestrian) where a person with impaired hearing might be isolated in an emergency.
- 3) Places where telephones are specifically installed to alert emergency authorities such as fire, police or medical assistance personnel.
- 4) Hospital rooms residential health care facilities, convalescent homes, and prisons, specifically where telephones are used for signaling life-threatening or emergency situations if alternative signaling methods are not available.
- 5) Workstations for hearing impaired personnel.
- 6) Hotel, motel, apartment lobbies, in stores where telephones are used by patrons to order merchandise; in public transportation terminals where telephones are used to call taxis, or to reserve lodging or rental automobiles.
- 7) Hotel and motel rooms. (At least ten percent of the rooms must contain hearing aid-compatible telephones; or contain jacks for plug-in hearing aid-compatible telephones which will be provided to hearing impaired customers upon request.)

**ONE YEAR
LIMITED WARRANTY**

RIMS International Inc warrants to the original purchaser of this product that it will be free of defects in material and workmanship for one year from the date of original purchase.

During this warranty period, it will be either repaired or replaced at our option, and without charge.

The original consumer must return it with proof of the date of original purchase, to the dealer or mail it, properly packed, prepaid, and insured, to:

RIMS INTERNATIONAL (Service Center)
8 West 37th Street, 4th Floor,
New York, N.Y. 10018
212-564-2943

If you return it after the one year warranty period, it will be repaired or replaced at our option for a \$15.00 service charge. Please, enclose check or money order, when you carefully pack it to return to us. Please also include your name address, city, state and zip code.

Damage caused in transit, by abuse, accident, negligence or through repairs made by others are not covered by this Warranty.

This Warranty gives you specific legal rights and you may have other rights which may vary from state to state.

FCC NO. CT18K9-64113-TE-R
RINGER EQUIVALENCE NO. 0.2B

WARRANTY SERVICE INSTRUCTIONS

If it becomes necessary to return this unit for service, pack it securely (preferably in the original carton or double-packed). Enclose a letter describing the problem and include your name and address. Also include proof of purchase. Deliver to or ship PREPAID (UPS preferred) to the factory service department:

RIMS INTERNATIONAL
(SERVICE CENTER)
8 W. 37TH STREET, 4TH FLOOR,
NEW YORK, N.Y. 10018
212-564-2943

Printed In Hong Kong