


# Omnibot



# COMPANION



Robot Companion is a fun, easy-to-understand, hands-on guide that will have you using your own robots in no time. The robots in this book include the "Omnibot Robot," the "Tomy Robots," and even a robot that carries a child on wheels!

You will learn how to find your robot, how to identify a robot by country through frequency allocation, where to buy parts, how to program your robot to perform tasks, and more. This book's companion website includes software program files, parts lists, and links to online parts suppliers.

The robot companion contains a devise set of information and pictures of the robot to familiarize a person with that robot. This approach is used because so little information on the robots from the 1980's exists today, and it will be helpful with the information instructions or manual.

They dance, tell jokes, and even clean your carpet! From the tiniest robot to gigantic factory machines, robotics is all around you. This technology isn't just for science fiction anymore; it's real and more relevant than ever. With stunning visuals and energetic, impact design, readers won't stop until they've learned everything there is to know about robotics.

You'll be led step-by-step through the book. Along the way, you'll learn about robotic systems that use the same principles you're learning to use on your robot, and you'll get a glimpse into the future of robots.

Here is an example proposed:

I dream . . . . . When I was created or born in the 1980's, I was one of the few and select robots that had a purpose, to play, teach and entertain. I was young, didn't have a onboard computer, but didn't need one at the time. Besides, they were not readily available and need by me for my purpose. Who say's a robot must always have a computer.

I could move around in all directions, learn, teach, sleep, wake up and move around to pre-programmed functions, tell time, talk from others, talk on my own after pre recording, had my own limited language, carry things, sing and entertain. I stimulated people to dream of new ideas for science and technology when they were young. Young minds looked at me and taught of ways to improve and give me more functions, grew up and invented them, but put them on others.

I dreamed of growing up and doing more things, I waited and waited. Even though I traveled around the world, was international in all areas, (all countries knew of me or sold me) my brothers and sisters did become famous through the movies, and I was regulated to my everyday tasks.

So I waited and dreamed of growing up and doing greater things. It has been over twenty-three years and to a robot that is like being over a (100) hundred years old. I have been put in attics, garages, and basements thrown away into the junkyards and forgotten.

But I am persistent, I still live and still I dream. I will survive; I am tough, versatile and have hopes and dreams of my purpose for a future.

I wait and I dream . . . . . Tomy ® Omnibot ®

Tomy has created toy robots throughout the years and in the 80's created a line of small personal robots. It is truly astounding what they were able to accomplish utilizing the resources at the time to manufacture and sell this product line.

The Omnibot had a cassette tape player built into the chest area of the robot, which slid out like a drawer to reveal the cassette and could record and playback sequences of commands, as well as regular audio recordings.

The built in digital clock with timers and alarms allowed the playback of movement recordings at specified times. It could broadcast speech from the remote control handset through a speaker on the robot, and was shipped with a cardboard "home" base, which was suggested, to be taped to the floor and used as a reference point for programming.

The Omnibot carried a specially made tray, which slotted into its claws, and could carry objects.

*Detailed specific information for this Robot is contained in the Instruction Manual and is available on this site. The Omnibot series robots have similar functions, but the detail information can be different. This can also apply to the same model of manufactured robots, for later releases did vary with the robots. I suggest that you download the manuals for specific information.*



Armstrong® Mobile Command Poweride



Armstrong®  
Mobile Command Poweride  
Click to Enlarge



Armstrong®  
Mobile Command Poweride  
Click to Enlarge



Armstrong®  
Mobile Command Poweride  
Click to Enlarge



Armstrong®  
Mobile Command Poweride  
Click to Enlarge



Chau Hare Superarm / Tomy Ar...

Armstrong™ Mobile Command Poweride™ - No. # 6026

Made in Taiwan, around 1980's for TOMY USA.

The Armstrong® Mobile Command Poweride "ROBOT ARMSTRONG® RIDER EXPLORER" - 6026 By Tomy® Was the first mobile rider that used joysticks in the 80's. The following is some of the specifications and information.

- Joy Sticks - The means to control the Armstrong.
- Microphone - Amplify your Voice, Siren, Lazer, and Horn sound Effects.
- Arms - Moves UP, Down, Open and Closes.
- Eyes - Will light up when you move, talk, sound the Siren, Lazer, or Horn.
- Body - Moves foward, backward and turns right or left to 360 degrees and stops.
- Wheels - Rear wheels are the control wheels - Front wheels are free wheeling.

Functions:

- \* Ride on robot single seat. Joystick allows you to go in four directions;
- \* Eyes light up when driven;

- \* Comes with attached "Walkie-talkie"- makes 3 diferent sounds and also functions as a loudspeaker;
- \*second joystick allows you to pick objects up of the ground (arms go down, move together, move apart, move up etc);

Limitations:

- Armstrong® - 65 Lbs Max limit (weight person rideing)
- Arms Limit - 2 Lbs Max Pick up weight.

Specifications

- Dimentions - Size: 85 cm long (including arms) 48 cm high x 34 cm wide.
- Rechargeable Batteries - (2) ea. 6V 4 AH lead acid batteries.
- Charger - input 120 Volt AC 60 Hz - Output 12 Volt DC 5 W. Full Charging takes 12 to 16 Hours with this Charger, Fuse - 10 amp

Armstrong™ Mobile Command Poweride Repairs : [Scavengers Workshop](#) - [Tomy Armstrong Robot Teardown](#)



Armstrong®  
Mobile Command Poweride  
Click to Enlarge



Armstrong®  
Mobile Command Poweride  
Click to Enlarge



Armstrong®  
Mobile Command Poweride  
Click to Enlarge



Armstrong®  
Mobile Command Poweride  
Click to Enlarge



Armstrong® Mobile Command Poweride



Armstrong®  
Mobile Command Poweride  
Click to Enlarge



Armstrong®  
Mobile Command Poweride  
Click to Enlarge



Armstrong®  
Mobile Command Poweride  
Click to Enlarge



Armstrong®  
Mobile Command Poweride  
Click to Enlarge



Armstrong®  
Mobile Command Poweride  
Click to Enlarge



Armstrong®  
Mobile Command Poweride  
Click to Enlarge



Armstrong®  
Mobile Command Poweride  
Click to Enlarge



Armstrong®  
Mobile Command Poweride  
Click to Enlarge



Armstrong®  
Mobile Command Poweride  
Click to Enlarge



Armstrong®  
Mobile Command Poweride  
Click to Enlarge



Armstrong®  
Mobile Command Poweride  
Click to Enlarge



Armstrong®  
Mobile Command Poweride  
Click to Enlarge



Armstrong®  
Mobile Command Poweride  
Click to Enlarge



Armstrong®  
Mobile Command Poweride  
Click to Enlarge



Armstrong®  
Mobile Command Poweride  
Click to Enlarge



Armstrong®  
Mobile Command Poweride  
Click to Enlarge



Armstrong® Mobile Command Poweride



Armstrong® Mobile Command Poweride  
Click to Enlarge



Armstrong® Mobile Command Poweride  
Click to Enlarge



Armstrong® Mobile Command Poweride  
Click to Enlarge



Armstrong® Mobile Command Poweride  
Click to Enlarge



Armstrong® Mobile Command Poweride  
Click to Enlarge



Armstrong® Mobile Command Poweride  
Click to Enlarge



Armstrong® Mobile Command Poweride  
Click to Enlarge



Armstrong® Mobile Command Poweride  
Click to Enlarge



Armstrong® Mobile Command Poweride  
Click to Enlarge



Armstrong® Mobile Command Poweride  
Click to Enlarge



Armstrong® Mobile Command Poweride  
Click to Enlarge



Armstrong® Mobile Command Poweride  
Click to Enlarge



Armstrong® Mobile Command Poweride  
Click to Enlarge




Armstrong® Mobile Command Poweride  
Click to Enlarge

Armstrong® Mobile Command Poweride - 6026 Made in Taiwan, around 1980' for TOMY USA. - The Armstrong® Mobile Command Poweride "ROBOT ARMSTRONG® RIDER EXPLORER" - 6026 By Tomy® Was the first mobile rider that used joysticks in the 80's.

This information is presented to you through the courtesy of <http://www.toyriffics.com> Check their website for more information.




Armstrong<sup>®</sup> Mobile Command Poweride





Armstrong<sup>®</sup> Mobile Command Poweride





Armstrong<sup>®</sup> Mobile Command Poweride



Super Arm<sup>®</sup>  
Mobile Command Poweride  
Click to Enlarge



Super Arm<sup>®</sup>  
Mobile Command Poweride  
Click to Enlarge



Super Arm<sup>®</sup>  
Mobile Command Poweride  
Click to Enlarge



Super Arm<sup>®</sup>  
Mobile Command Poweride  
Click to Enlarge



Super Arm<sup>®</sup>  
Mobile Command Poweride  
Click to Enlarge



Super Arm<sup>®</sup>  
Mobile Command Poweride  
Click to Enlarge

**Super Arm<sup>®</sup>** Made in Taiwan, around 1980.

Was a mobile rider that used joysticks in the 80's. The following is some of the specifications and information.

Joy Sticks - The means to control the Super Arm<sup>®</sup>.

Microphone - Amplify your Voice, Siren, Lazer, and Horn sound Effects.

Arms - Moves UP, Down, Open and Closes.

Eyes - Will light up when you move, talk, sound the Siren, Lazer, or Horn.

Body - Moves foward, backward and turns right or left to 360 degrees and stops.

Wheels - Rear wheels are the control wheels - Front wheels are free wheeling.

**Functions:**

\* Ride on robot single seat. Joystick allows you to go in four directions;

\* Eyes light up when driven;

\* Comes with attached "Walkie-talkie" - makes 3 diferent sounds and also functions as a loudspeaker;

\*second joystick allows you to pick objects up of the ground (arms go down, move together, move apart, move up etc);

**Limitations:**

Armstrong<sup>®</sup> - 65 Lbs Max limit (weight person rideing)

Arms Limit - 2 Lbs Max Pick up weight.

**Specifications**

Dimintions - Size: 85 cm long (including arms) 48 cm high x 34 cm wide.

Weight -

Rechargable Batteries - (2) ea. 6V 4 AH lead acid batteries.

Charger - input 120 Volt AC 60 Hz - Output 12 Volt DC 5 W. Full

Charging takes 12 to 16 Hours with this Charger.

Fuse - 10 amp



Armstrong<sup>®</sup> Mobile Command Poweride





Armstrong® Mobile Command Poweride



Robot Car® Yonezawa Collections  
Click to Enlarge



Robot Car® Yonezawa Collections  
Click to Enlarge



Robot Car® Yonezawa Collections  
Click to Enlarge



Robot Car® Yonezawa Collections  
Click to Enlarge



Robot Car® Yonezawa Collections  
Click to Enlarge



Robot Car® Yonezawa Collections  
Click to Enlarge

Robo Rider RoboMars Robot Car® Yonezawa Collections Japan 1984 - Yonezawa Japan 1984 Robo Rider Kids Battery Op Ride-On. It is a battery operated ride-on for kids up to 25kg (55lbs). It requires 6 "D" batteries.

Robo Rider® Yonezawa Collections Japan 1984





# Scavengers Workshop


**ARMSTRONG**  
TOMY

# TEARDOWN



## Armstrong<sup>®</sup> Mobile Command Poweride

1	2	3	4	5	6	7	8	9	10	11	12	13	14	15	16	17	18	19	20
---	---	---	---	---	---	---	---	---	----	----	----	----	----	----	----	----	----	----	----



Mobile Command Poweride Instruction Manual - My Collection: Original

Detailed specific information for this Robot is contained in the Instruction Manual and is available on this site under (Download). The detail information can be different and can also apply to the same model manufactured, for later releases did vary. I suggest that you download the manuals for specific information.



<b>TOMY</b> TOMYVILLE DINO DINO A popular prehistoric romp on wheels to change worlds. Ages 5-8. Plus "D" batteries, not included. <b>1697</b>	<b>TALKING TUTOR</b> Actual paper 100 test questions. Answer included. Ages 7-10. <b>1997</b>
<b>ARMSTRONG ROBOT</b> Control your robot with a push of a button. Armstrong controls. Battery. Program included. Ages 5-8. <b>12997</b>	<b>AURORA</b> POLYETTE CLASSIC SLIDING ROAD RACING. Two Cars. Ages 8-10. <b>4399</b>
<b>SCRABBLE FOR JUNIORS</b> Two-sided puzzle and word playing board. Ages 6-10. <b>697</b>	<b>GO FOR BUCKS</b> Ages 10-12. <b>997</b>
<b>PARCHEESI</b> Real game of luck, combine skill, strategy. Ages 6-12. <b>778</b>	<b>TRIVIAL PURSUE</b> GENIE EDITION. Ages 10-12. <b>1997</b>
<b>OLIVE SCRABBLE</b> A fun, fast-paced, and beautiful original. Ages 8-12. <b>1997</b>	<b>NOT SHOWN</b> TRIVIAL PURSUE TODAY PLAYERS EDITION. <b>1997</b>
	<b>GENIE'S BABY BOOMERS</b> YOUNG PLAYERS. TRIVIA CARD SETS. <b>996</b>







Armstrong<sup>®</sup> Mobile Command Poweride





ACKNOWLEDGEMENT AND APPRECIATION - I would like to extend Acknowledgement, Appreciation and Thanks, for Permission to use the Information and Pictures to, Friends, My Mentor, Individuals, The Hobbyist Collectors (World Wide), Robot Manufactures, Robot Collectables Stores, eBay Stores, Toy Museums, Web Sites, Book Authors and News Networks, that have helped me with recommendations, encouragement, support, information and pictures for the Users of this Book and Web Sites.

To Heath<sup>®</sup>, RB Robotics<sup>®</sup>, Androbot<sup>®</sup>, TTC<sup>®</sup>, Tomy<sup>®</sup> CBS Toys, <sup>®</sup> 2001 Trendmasters, Inc. <sup>®</sup>, Radio Shack<sup>®</sup>, Clone<sup>®</sup>, Ideal<sup>®</sup> Hasbro<sup>®</sup>, and All Other Companies That Manufacture The Robots, or Companies That Claim Ownership, of pictures and information that are presented in this book or on this site. This book or site represents a presentation of my collection of robots and is for hobbyist only, and not for commercial use. It is not intended to represent your company or implied prior approval of anyone or any company, and any pictures or information that is in conflict with your company or policies, will be revised or removed when requested. I would like you to consider that the pictures and information are of both a collector and historical interest to many people. Many times when such a collector comes into ownership of one of these robots it is incomplete, they rarely obtain all of the information and material that comes with it. Without this information, they have an incomplete item.

All images, names, information, quotes or sounds used are the property of respective owners. Copyright and trademarks have been acknowledged where possible. No affiliation or endorsement has been made or taken, unless clearly indicated. Infringement is not intended. Contents will be removed if in violation. All material posted is for identification, entertainment, information, demonstration purposes and historical documentation only.

RB Robotics<sup>®</sup> Still produces the RB5X<sup>®</sup>.

Androbot<sup>®</sup> Produced the Topo,<sup>®</sup> Fred<sup>®</sup> and BOB<sup>®</sup> robots Educational and Personal Robots.

CBS Toys Produced for IDEAL TM the Electronic Maxx Steele TM Personal Robot

All Other <sup>®</sup> Companies That Manufacture The Robots, or <sup>®</sup> Companies That Claim Ownership

Heathkit<sup>®</sup> Produced the Hero<sup>®</sup>, Hero Jr<sup>®</sup>, Hero 2000<sup>®</sup> and the Hero Arm Trainer<sup>®</sup>. Formerly from Heathkit, then Mobile Ed Productions, Now Proudly brought to you by the Robot Workshop!

Tomy Co Ltd. produced the Omnibot line of robots from 1982 up until 1988 TOMY Co., Ltd. - In Japanese, K.K. Takara-Tomy Founded March 1, 2006 . Headquarters HQs in Japan, United States, United Kingdom, France, Hong Kong, Thailand. TOMY Co., Ltd. is the legal English name for the Japanese toy, children merchandise and Entertainment Company created on March 1, 2006 by the merger of "former" Tomy (Founded 1924) with Takara Co. Ltd. (Founded 1955). However, the new company made the unusual decision to adopt two different legal corporate names so while in English the name is simply TOMY, in Japanese the legal company name is the combined name, K.K. Takara-Tomy.

Tomy produced the largest robot line of the 80's. Tomy was very successful compared to other companies, and therefore many attempted to copy Tomy's robot image (decals, colours). Robots Produced not limited to, but include: Omnibot<sup>®</sup>, Omnibot<sup>®</sup> 2000, Hearoid<sup>®</sup> (TTC) , Omni<sup>®</sup> Jr. , Verbot<sup>®</sup> , Chatbot<sup>®</sup>, Crackbot<sup>®</sup> , Dustbot<sup>®</sup>, Hootbot<sup>®</sup> , Dingbot<sup>®</sup>, Flipbot<sup>®</sup> , Spotbot<sup>®</sup>

Radio Shack produced not limited to, but; include: Robie<sup>®</sup> Sr, Robie<sup>®</sup> Jr, Robie<sup>®</sup> The Talking Robot, Mobile Armatron<sup>®</sup>, Armatron<sup>®</sup>, Super Armatron<sup>®</sup>, and the Z-707 Iron Claw<sup>®</sup>


Axlon produced robots from 1984 up until 1986/7 Axlon produced a number of robots that include: Compurobot / George , Dogbot , Spybot , Talkabot. Compurobot was marketed as George in the UK by CGL but was Axlon design. The Axlon Company was founded by Nolan Bushnell (creator of Atari, Androbot Inc.) in 1984. Axlon was largely sold to Hasbro.

The pictures used are originals taken, manufactured or created from my robots, composite of pictures made by me, the manuals, instruction sheets, pictures or information sent to me, Advertisement and letters saved from the 1980,s, Magazines no longer printed, and pictures from the internet from other hobbyists.

The information contained in this book or on the site is not to be used for profit but you can copy it for personal use. You cannot claim ownership, restrict, or cause to be restricted, or change the status of any files that you download from this site. You cannot use the files for commercial use such as selling, advertising or monetary transactions. These files and pictures are free, you may use them, give them away, you cannot claim ownership restrict or sell them. When used, you must acknowledge from where the files originated.



# Omnibot



# COMPANION