


**USE AND MAINTENANCE MANUAL
IMPORTANT! KEEP FOR FUTURE REFERENCE!**



YOUR WALKING TALKING ROBOT



**If you have any questions or problems with this product,
please do NOT return it to the place of purchase.**

Please call: 1-800-535-5754



**DISTRIBUTED BY
THINKWAY TOYS
NEW YORK, N.Y. 10010**

**⚠ WARNING: CHOKING HAZARD - Small parts.
Not for children under 3 years.**

SAFETY RULES

- Do not leave Emiglio outside at night; the humidity will damage him.
- Do not use Emiglio in dangerous places (e.g. roads, stairs, hills).
- Do not lift fragile objects which could break (vases, glasses, etc.).
- Do not play in puddles or sand.
- Keep Emiglio away from heat sources.
- Keep the batteries away from fire (e.g. lighted cigarettes or matches).
- Always turn Emiglio and the transmitter to "off" when you are done playing.
- Batteries should be removed if Emiglio is not going to be used for a long time.
- Change all batteries at the same time. Do not mix old and new batteries.
- Do not drop Emiglio or knock him over; his electronic circuit could be damaged.
- Avoid letting the antennas of Emiglio and the transmitter touch each other.
- Use a damp cloth only for cleaning.
- Avoid letting water get inside Emiglio.
- Not suitable for children under the age of 36 months due to the characteristics of the product.

Warning:

Changes or modifications to this unit not expressly approved by the party responsible for compliance could void the user's authority to operate the equipment.

Note:



The manufacturer is not responsible for any radio or TV interference caused by unauthorized modifications to this equipment. Such modifications could void the user's authority to operate the equipment.



DISTRIBUTED BY
THINKWAY TOYS
NEW YORK, N.Y. 10010

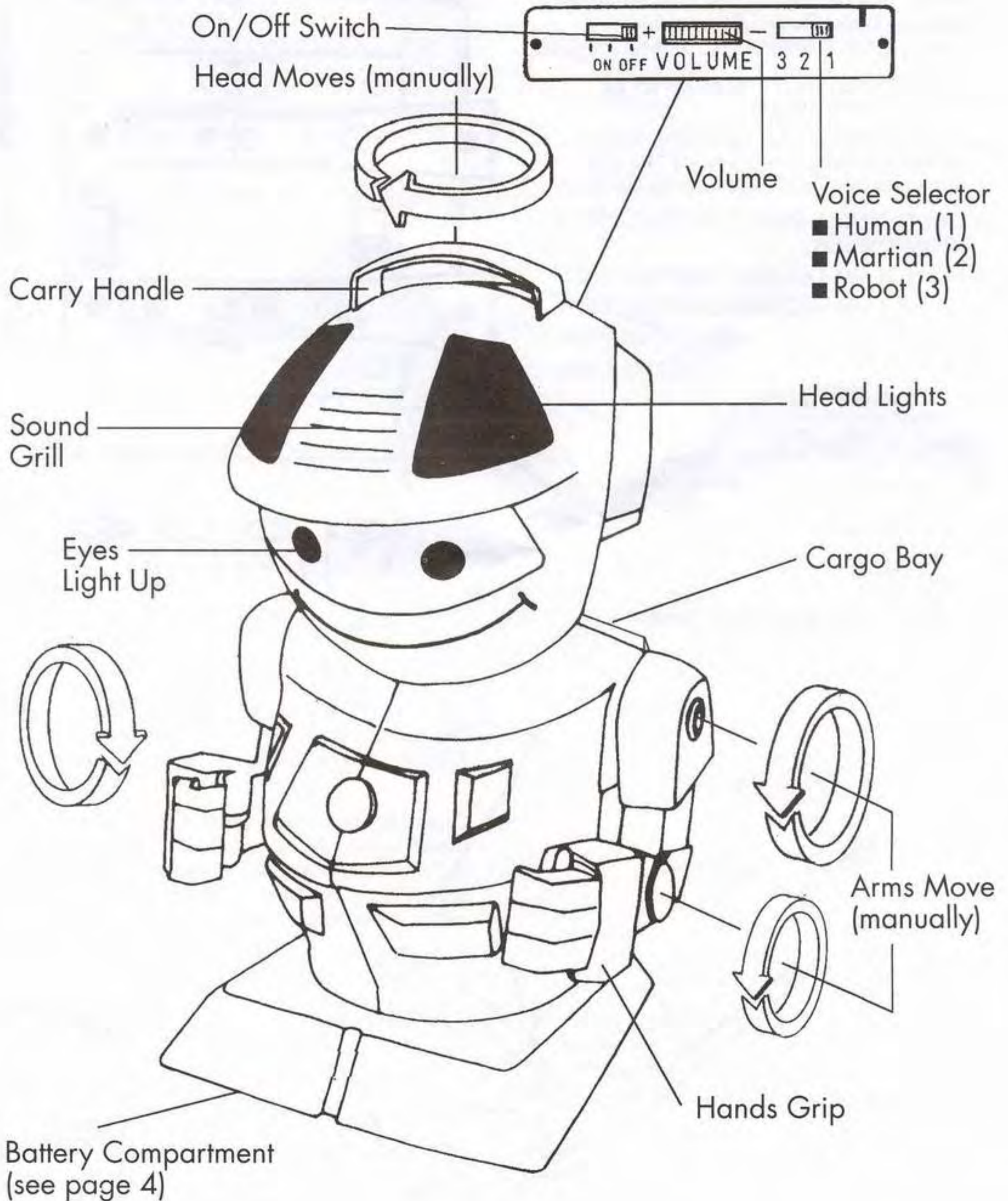
CONTENTS OF PACKAGE

- EMIGLIO the robot
- Radio Control/Transmitter
- Tray
- Instruction Booklet
Please read carefully!



ACTUAL PRODUCT MAY VARY

EMIGLIO'S FEATURES



BATTERY INSERTION

Batteries must be inserted into both the EMIGLIO Robot and Radio Control/Transmitter.

- BATTERY INSERTION MUST ONLY BE DONE BY AN ADULT!
- MAKE SURE BOTH ROBOT AND RADIO CONTROL SWITCHES ARE IN THE OFF POSITION BEFORE CHANGING BATTERIES.
- OLD BATTERIES SHOULD BE REMOVED FROM THE TOY.
- DO NOT MIX OLD AND NEW BATTERIES.
- DO NOT USE RECHARGEABLE BATTERIES.
- ALKALINE BATTERIES ARE RECOMMENDED.
- DO NOT MIX ALKALINE AND STANDARD (CARBON-ZINC) BATTERIES.

EMIGLIO requires 4 D Cell Alkaline batteries. Remove battery cover on underside of robot. Insert 4 D Cell Alkaline batteries as indicated, following the polarities (+) (-) as shown in Figure 1. (Batteries are not included)

Be sure batteries are firmly in place. Close battery cover.


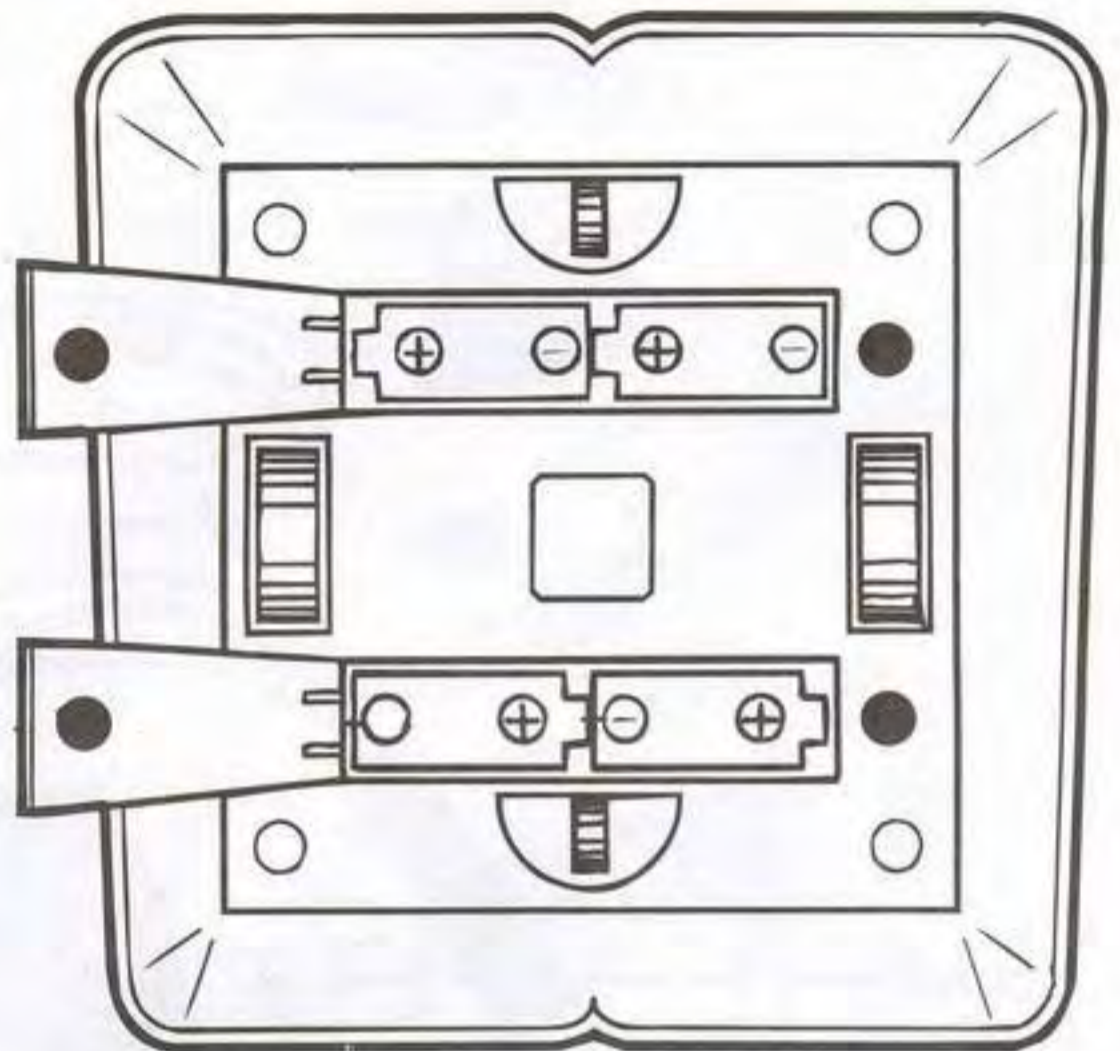


Figure 1

The Radio Control/Transmitter requires 1 9V Alkaline battery. (Battery is not included)

Open battery cover at back of transmitter as shown in Figure 2. Insert one 9V Alkaline battery in the compartment, following the polarities as shown. Be sure battery is firmly in place and fits within the compartment. Close battery cover.

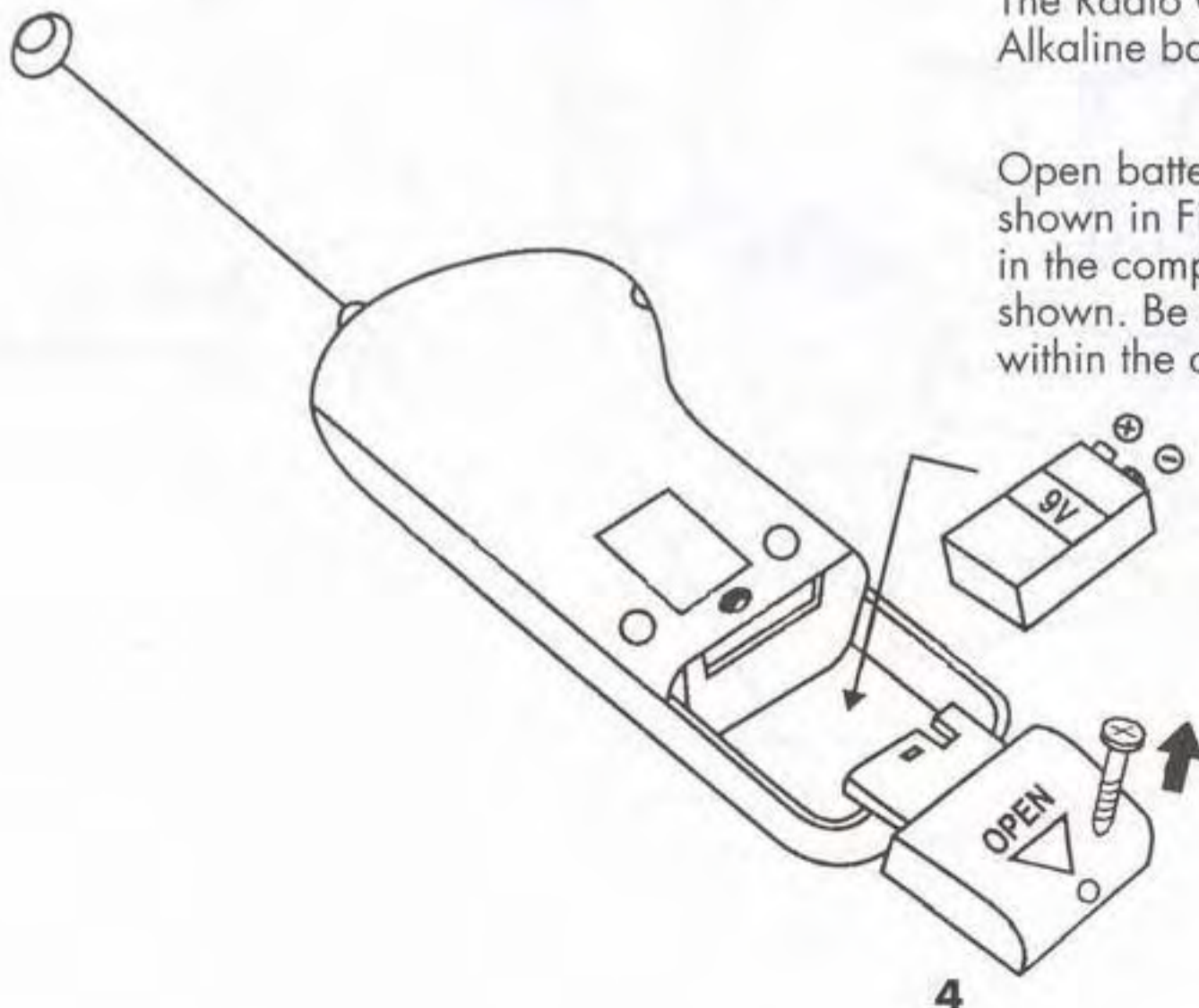
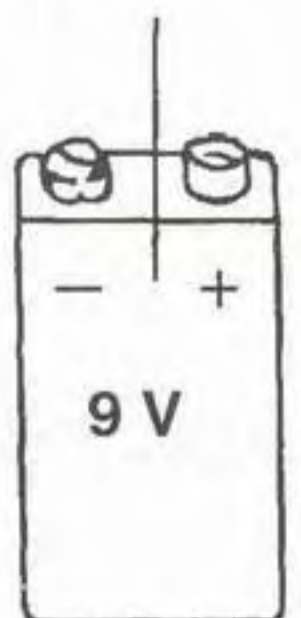


Figure 2



OPERATING EMIGLIO

BEFORE USING EMIGLIO FOR THE FIRST TIME, REMOVE THE PACKAGING TAPE FROM HIS VISOR AND NECK. DISCARD TAPE.

Turn the on/off switch to the on position on both Emiglio and the Transmitter.

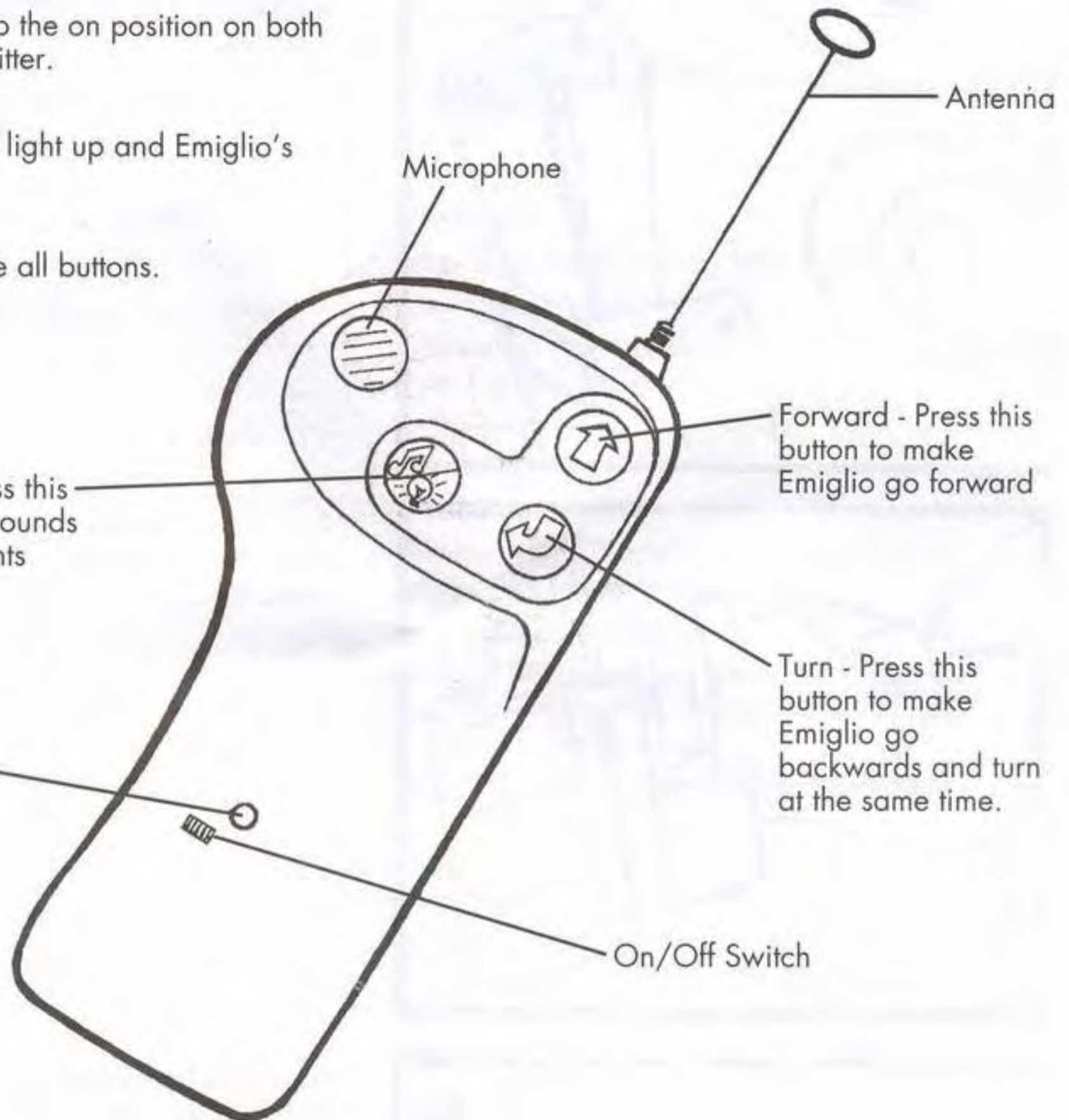
The Transmitter LED will light up and Emiglio's eyes will light up.

To stop Emiglio - release all buttons.

Sound and lights - Press this button to activate the sounds and Emiglio's headlights

LED Power On Indicator

RADIO CONTROL/TRANSMITTER FEATURES



FOR BEST PERFORMANCE, USE EMIGLIO ON A SMOOTH CLEAN SURFACE.

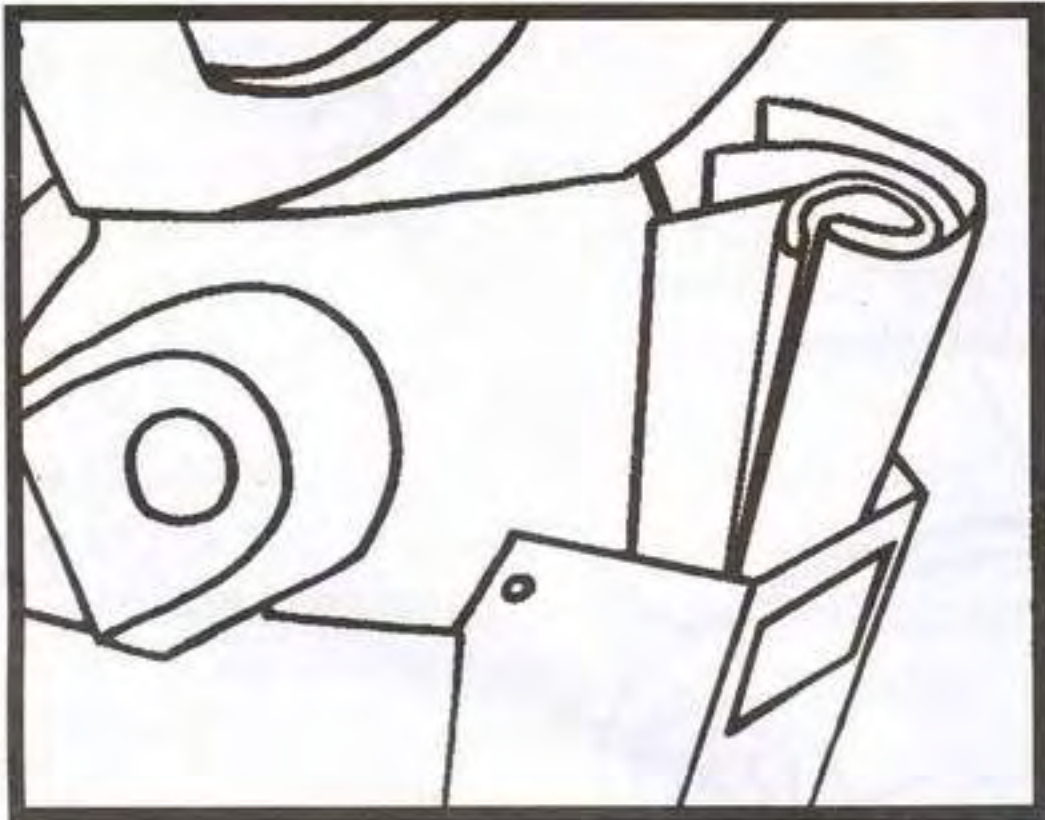
Microphone - Hold the transmitter about 5 inches from your mouth and talk into the microphone. Emiglio will say whatever you say.

By turning the switch on the back of Emiglio's head, you can make his voice sound (1) Normal (like your voice) (2) Martian or (3) Robot. When switch is turned to position 2 or 3, speak slowly.

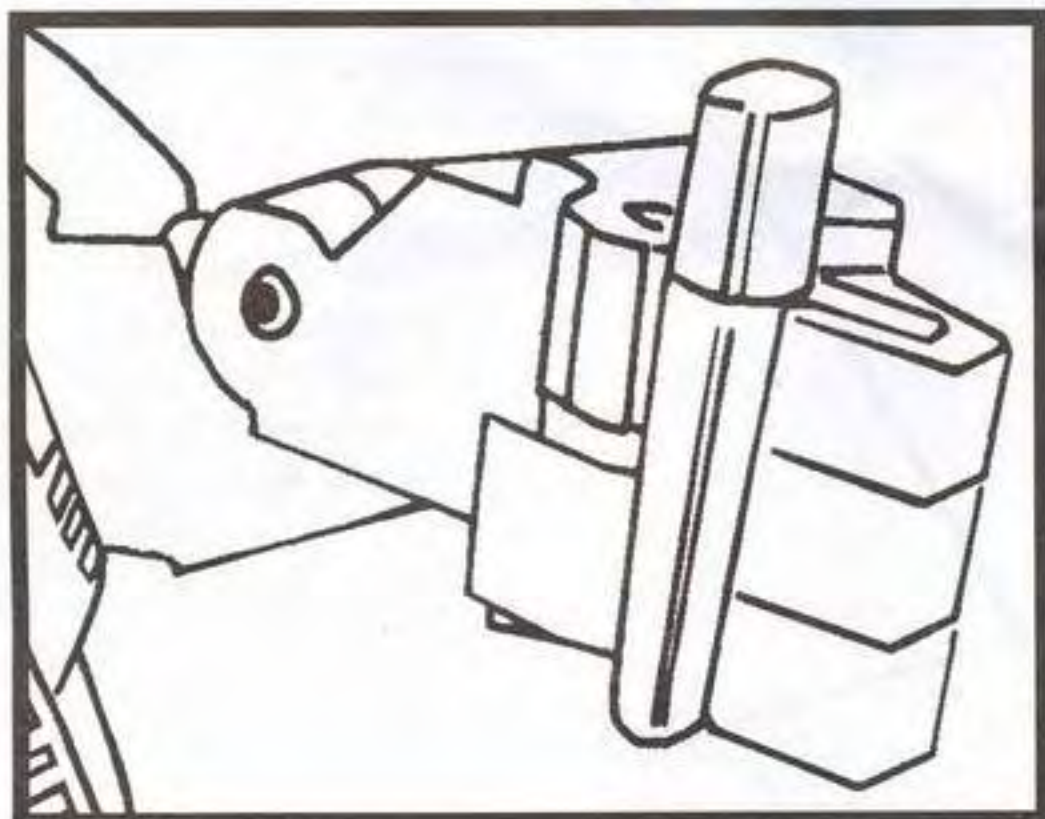
NOTE: If EMIGLIO makes a whistling sound when you speak into the microphone, turn down the volume on the robot and keep the transmitter at least 3 feet away from the robot.

CARGO BAY, TRANSPORTER AND HANDS

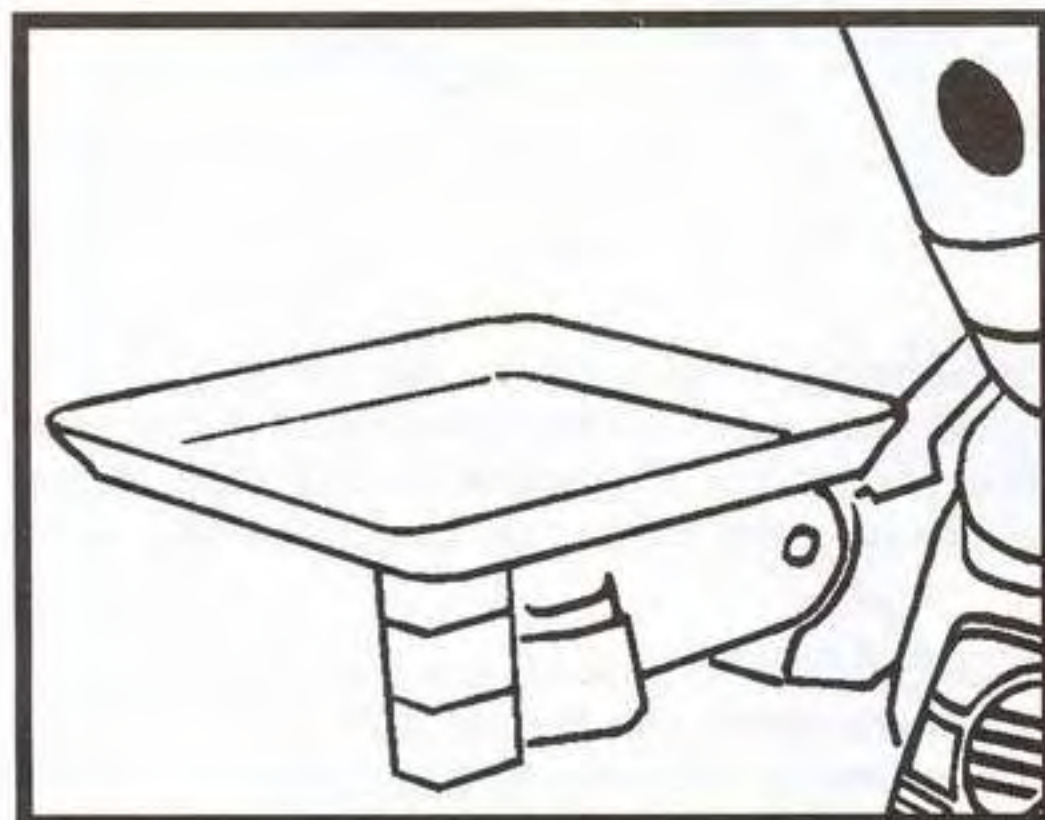
EMIGLIO CAN CARRY THINGS FOR YOU AND YOUR FRIENDS!



The Cargo Bay can carry items weighing up to a maximum of 1 pound.



Put things in Emiglio's hands and close his hands around them.



Insert the Transporter handle into Emiglio's hand. The Transporter can carry items weighing up to a maximum of 1 pound.

TROUBLESHOOTING GUIDE

Problem:

Product not working at all.

Possible causes:

- Check Switch on Robot and Transmitter to be sure they are turned to "on".
- Low or Dead Batteries in Robot and/or in Transmitter - change batteries
- Incorrect insertion of Batteries (see page 4)

Problem:

Intermittent function on movement and voice transformer.

Possible causes:

- Loose and/or dirty Battery contacts - bend metal contacts slightly to make a better connection with batteries. Clean contacts with a dry cloth or remove dirt.
- Interference with other radio signals - move to open area.

Problem:

Only some functions working and lights are dim. Robot moves slowly.

Possible causes:

Low batteries (see page 4)

Problem:

Slight hissing sound coming from transmitter and/or no voice transformer function.

Possible causes:

Too far out of range or too close to electrical objects or buildings. Move closer to robot. Move robot to open area.

Problem:

Forward button and/or turn button is pressed but Robot does not respond. Voice transformer function works.

Possible causes:

Too far out of range. Move closer to robot. Too near concrete wall. Move robot to open area.

Problem:

High pitch noise coming from robot.

Possible cause:

Transmitter is too close to robot. Move away from robot.

Problem:

Uneven/jerking action when robot moves forward or turns.

Possible causes:

- Foreign matter (dirt, fibers, etc.) caught in drive wheels. Use tweezers and carefully remove foreign matter.
- Rough and/or dirty surface. Move to a smooth/clean area.

IF, AFTER CONSULTING THE GUIDE YOU CONTINUE TO HAVE A PROBLEM, PLEASE TELEPHONE OUR CUSTOMER SERVICE DEPARTMENT AT: 1-800-535-5754